

### **Front Suspension:**

<b>Ride Height:</b>	20 mm
<b>Camber:</b>	-1
<b>Toe:</b>	0 (Tierod Gap = 27.2 mm)
<b>Arm Type:</b>	#91673 Gullwing, Standard
<b>Tower Type:</b>	#91768 Gullwing
<b>Caster Block Insert:</b>	5°
<b>Steering Block:</b>	4
<b>Bulkhead Type:</b>	#91656 Plastic
<b>Kick-Up Angle:</b>	25°
<b>Wheel Hex:</b>	#91682 Aluminum
<b>Notes:</b>	#1366 FT Aluminum Servo Horn, 25T #91667 Plastic Steering Rack #91668 Aluminum Steering Bellcranks

**Anti Roll Bar:**

White (0.8mm)	<input type="checkbox"/>
Gray (0.9mm)	<input type="checkbox"/>
Blue (1.0mm)	<input type="checkbox"/>
Other: _____	<input type="checkbox"/>

**Bump Steer Spacing:** 1 mm

**Axle Height:**

+3	<input type="checkbox"/>
+2	<input checked="" type="checkbox"/>
+1	<input type="checkbox"/>
0	<input type="checkbox"/>

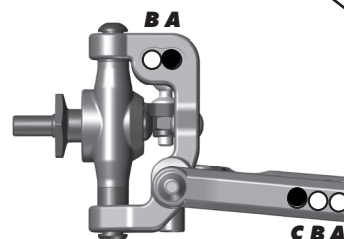

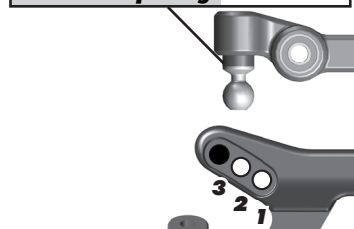
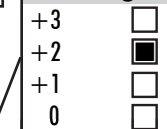
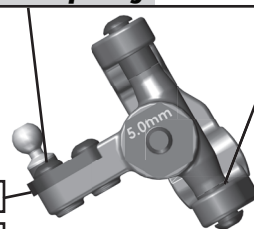
<b>Ball Stud Spacing:</b>	1 mm
---------------------------	------

Steering Plate: #91680 +1

<b>Steering Stop Spacing:</b>	0 mm
-------------------------------	------

<b>Ball Stud Spacing:</b>	1 mm
---------------------------	------

<b>Caster Block Spacing:</b>	1 mm
------------------------------	------



### **Rear Suspension:**

<b>Ride Height:</b>	20 mm
<b>Camber:</b>	-1°
<b>Tower Type:</b>	#91769 Standard
<b>Wheel Hex:</b>	#91610 FT 7 mm
<b>CVA Bone Length:</b>	#91434 67 mm
<b>CVA Pin Location:</b>	Towards Hex
<b>Hub Spacing:</b>	
Forward <input type="checkbox"/>	Middle <input checked="" type="checkbox"/> Back <input type="checkbox"/>
<b>Shock Mounting Position:</b>	
Front of Arm <input checked="" type="checkbox"/>	Rear of Arm <input type="checkbox"/>
<b>Notes:</b>	

**Anti Roll Bar:**

White (1.2mm)	<input type="checkbox"/>
Gray (1.3mm)	<input type="checkbox"/>
Blue (1.4mm)	<input type="checkbox"/>
Other:	<input type="checkbox"/>

**Rear Hub Link Setting:**  
 Plastic Hub ☐ Aluminum Hub ☒ Ball Stud Spacing: 3 mm

**Up**   **Down**

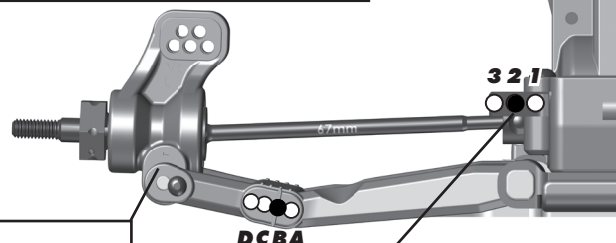


**C Mount Inserts:** 1° ☐ 0.5° ☒  
Aluminum ☒ Brass ☐

**D Mount Inserts:** 1° ☐ 0.5° ☐  
Aluminum ☒ Brass ☐

**Hub Insert:**  
+3 ☐ +2 ☒ +1 ☐ 0 ☐

<b>Ball Stud Spacing:</b>	4 mm
---------------------------	------



## Electronics:

<b>Radio:</b>	Sanwa M12S	<b>Servo:</b>	#27109 Reedy RT1408
<b>EPA:</b>	Throttle: 100 %	Brake:	95 %
<b>ESC:</b>	#27004 Reedy Blackbox 510R		
<b>ESC Settings:</b>	See Standard Setup Sheet		
<b>Motor:</b>	Reedy M3 (#273 12.3mm Mod Rotor)		
<b>Wind:</b>	7.5	<b>Timing:</b>	20°
<b>Pinion:</b>	22	<b>Spur:</b>	78
<b>Battery:</b>	#27037 Reedy Zappers 5800 mAh 70C		
<b>Battery Position:</b>	3B		

**Drivetrain:**

<b>Transmission:</b>	<b>Laydown:</b>	<input type="checkbox"/>	
<b>3 Gear:</b>	<input checked="" type="checkbox"/>	<b>Layback:</b>	<input checked="" type="checkbox"/>
<b>4 Gear:</b>	<input type="checkbox"/>	<b>Stand Up:</b>	<input type="checkbox"/>
<b>Differential:</b>	<b>Ball Diff:</b>	<input checked="" type="checkbox"/>	
<b>Height:</b>	<u>2</u>	<b>Gear Diff:</b>	<input type="checkbox"/>
<b>Notes:</b>			

### Slipper Clutch:

<b>Type:</b>	Team Associated
<b># of Pads:</b>	2 x #91197 LCF

### Shocks:

	<b>Front</b>	<b>Rear</b>
<b>Piston:</b>	1x1.6+1x1.7 Flat Machined	2 x 1.7 Flat Machined
<b>Fluid:</b>	32 wt	27.5 wt
<b>Spring:</b>	#91328 V1 White	#91336 V1 Green
<b>Limiters:</b>	1 mm	0
<b>Stroke:</b>	22 mm	28.3 mm
<b>Eyelet Length:</b>	Long	Long
<b>Cup Offset:</b>	5 mm	5 mm
<b>Notes:</b>	#91494 Machined Shock Spacers V2	



### Track Info:

<b>Size:</b>	Small <input type="checkbox"/>	Medium <input checked="" type="checkbox"/>	Large <input type="checkbox"/>	Extra Large <input type="checkbox"/>
<b>Surface:</b>	Dirt <input checked="" type="checkbox"/>	Carpet <input type="checkbox"/>	Astroturf <input type="checkbox"/>	Multi Surface <input type="checkbox"/>
<b>Traction:</b>	Low <input type="checkbox"/>	Medium <input type="checkbox"/>	High <input checked="" type="checkbox"/>	Very High <input checked="" type="checkbox"/>
<b>Moisture:</b>	Dry <input checked="" type="checkbox"/>	Damp <input type="checkbox"/>	Wet <input type="checkbox"/>	
<b>Condition:</b>	Indoor <input checked="" type="checkbox"/>	Outdoor <input type="checkbox"/>	Dusty <input checked="" type="checkbox"/>	Hard Packed <input checked="" type="checkbox"/>
	Bumpy <input type="checkbox"/>	Grooved <input checked="" type="checkbox"/>	Smooth <input type="checkbox"/>	Loamy <input type="checkbox"/>
<b>Temperature:</b>	Ambient:	60F	Track:	60F
<b>Notes:</b>				

**Tires:**

<b>Front Tires:</b>	Pro-Line Electron
<b>Front Compound:</b>	M4
<b>Front Insert:</b>	Stock
<b>Rear Tires:</b>	Pro-Line Positron
<b>Rear Compound:</b>	M4
<b>Rear Insert:</b>	Stock
<b>Wheel (F/R):</b>	Pro-Line
<b>Notes:</b>	

**Body, Wing, Weight:**

<b>Body:</b>	Pro-Line Elite Lightweight
<b>Wing:</b>	PL Lower Front Wing / #91741 B6 Wing
<b>Wing Angle:</b>	<input type="checkbox"/> 0° <input type="checkbox"/> 3° <input checked="" type="checkbox"/> 6°
<b>Servo Weights:</b>	_____
None <input checked="" type="checkbox"/>	Aluminum <input type="checkbox"/> Steel <input type="checkbox"/> Other <input type="checkbox"/>
<b>Electronic Weights:</b>	#91754 FT Graphite ESC Plate
None <input type="checkbox"/>	Aluminum <input type="checkbox"/> Steel <input type="checkbox"/> Other <input type="checkbox"/>
<b>Total Vehicle Weight:</b>	1600g

**Vehicle Comments:**

**Notes:** #91652 Side Rails, Standard; #91697 & 91620 Chrome Shock Shafts; #91576 & 91577 Fox Shock Bodies; #91744 FT Brass Under Battery Weight (43G)